

- Metallized polyester
- According to CECC 30401-042, IEC 60384-2, DIN 44122

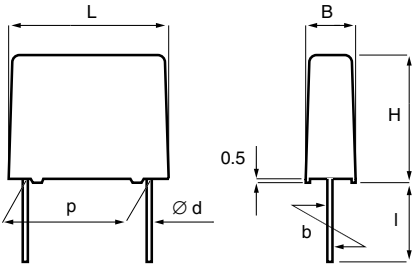


TYPICAL APPLICATIONS

Bypassing, signal coupling. General purpose for highest reliability.

CONSTRUCTION

Metallized polyester film capacitor. Radial leads of tinned wire are electrically welded to the contact metal layer on the ends of the capacitor winding. Encapsulation in self-extinguishing material meeting the requirements of UL 94V-0.

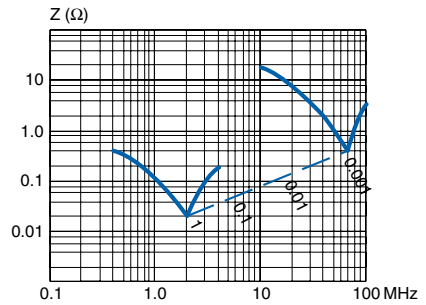


TECHNICAL DATA

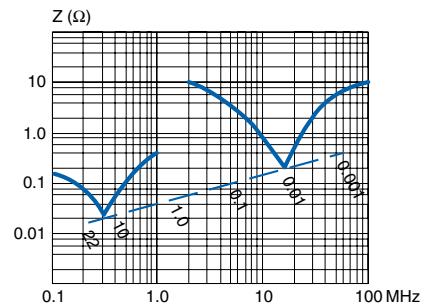
Rated voltage U_R , VDC	50	63	100	250	400	630	1000
Rated voltage U_R , VAC	30	40	63	160	200	220	250
Capacitance, μF	0.001	0.001	0.001	0.001	0.001	0.001	0.001
	-10.0	-82	-82	-39	-18	-6.8	-4.7

Capacitance tolerance	$\pm 20\%$, $\pm 10\%$ standard, $\pm 5\%$.
Category temperature range	-55 ... +100°C
Voltage derating	Above +85°C DC and AC voltage derating is 1.25%/°C.
Rated temperature	+85°C
Climatic category	IEC 60068-1, 55/100/56 DIN 40040, FME -55 ... +100°C (+125°C) Average relative humidity $\leq 75\%$ RH = 95% for 30 days per year. RH = 85% for further days limited by average value per year, occasional slight condensation permitted.
Test voltage	$1.6 \times U_R$ VDC for 2s
Capacitance drift	Max. 2% after a 2 year storage period at a temperature of +10 ... +40°C and a relative humidity of 40...60%.
Reliability	Operational life > 200 000 h. Failure rate < 3 FIT, T = +40°C, U = $0.5 \times U_R$. Failure criteria according to DIN 44122.
Maximum pulse steepness:	dU/dt according to article table. For peak to peak voltages lower than rated voltage ($U_{pp} < U_R$), the specified dU/dt can be multiplied by the factor U_R/U_{pp} .
Temperature coefficient	+400 (± 200) ppm/°C at 1 kHz
Self inductance	Approximately 6 nH/cm for the total length of capacitor winding and the leads.

p	d	std l	max l	b
5.0 ± 0.4	0.5	4 ⁺¹	20	± 0.4
7.5 ± 0.4	0.6	4 ⁺¹	20	± 0.4
10.0 ± 0.4	0.6	4 ⁺¹	30	± 0.4
15.0 ± 0.4	0.8	4 ⁺¹	30	± 0.4
22.5 ± 0.4	0.8	4 ⁺¹	30	± 0.4
27.5 ± 0.4	0.8	4 ⁺¹	30	± 0.4
37.5 ± 0.5	1.0	4 ⁺¹	30	± 0.7



Resonance frequencies
MMK 5



Resonance frequencies
MMK7.5 ... 37.5

ENVIRONMENTAL TEST DATA

Damp heat test	Test conditions: T = +40°C, RH = 93%, t = 56 days. Test criteria: $\Delta C/C \leq \pm 5\%$, $\Delta \tan \delta \leq 0.005$ (1kHz), IR after test 0.5 x IR min.
Endurance test	Test conditions: T = +100°C, U = $1.25 \times (0.8 \times U_R)$, t = 2000 h. Test criteria: $\Delta C/C \leq \pm 5\%$, $\Delta \tan \delta \leq 0.005$ (1kHz) $\Delta \tan \delta \leq 0.010$ (100kHz) IR after test 0.5 x IR min.

TECHNICAL DATA

Dissipation factor $\tan\delta$

Maximum values at +23°C
 $C \leq 0.1 \mu\text{F}$ $0.1 \mu\text{F} < C \leq 1.0 \mu\text{F}$ $C > 1.0 \mu\text{F}$

MMK5	1 kHz	0.8%	0.8%	0.8%
	10 kHz	1.2%	1.2%	1.5%
	100 kHz	2.5%	3.0%	
MMK7.5 ... 37.5	1 kHz	0.8%	0.8%	1.0%
	10 kHz	1.5%	1.5%	
	100 kHz	3.0%		

Insulation resistance

Minimum values between terminals.
 Measured at +20°C, according to IEC 60384-2.
 $C \leq 0.33 \mu\text{F}$ $C > 0.33 \mu\text{F}$

$U_R \leq 100\text{V}$	15000 MΩ	5000 s
$U_R > 100\text{V}$	30000 MΩ	10000 s

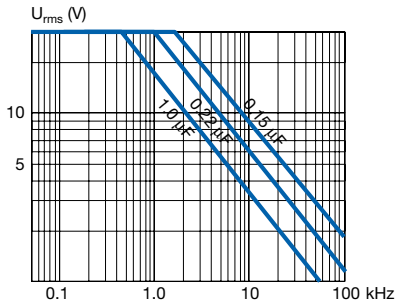
ORDERING INFORMATION

See article table and pages 10 to 14 for options and article code construction.

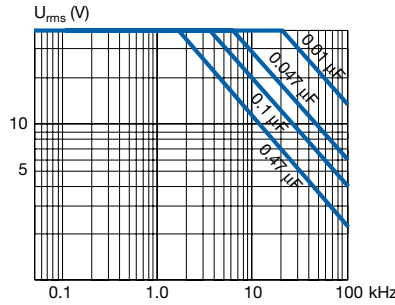
MARKING

- Capacitance
- Tolerance code
- Rated voltage
- Capacitor family code MMK
- Manufacturing date code

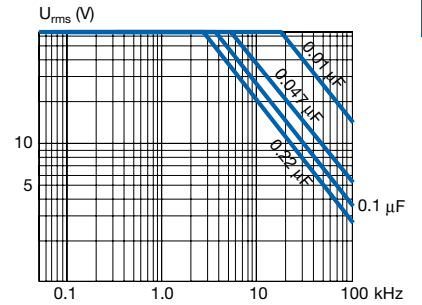
RATED AC VOLTAGE VS. FREQUENCY



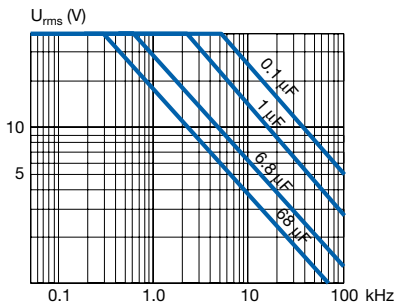
MMK5 50/30



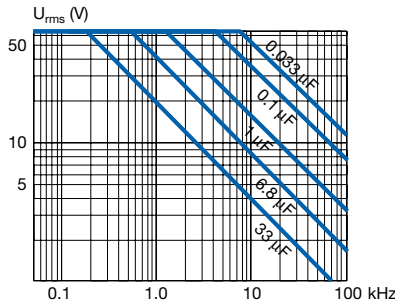
MMK5 63/40



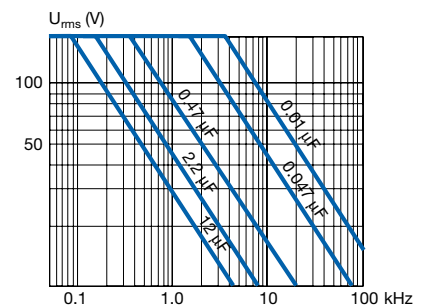
MMK5 100/63



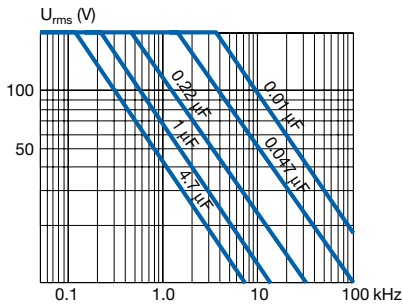
MMK7.5 ... 37.5 63/40



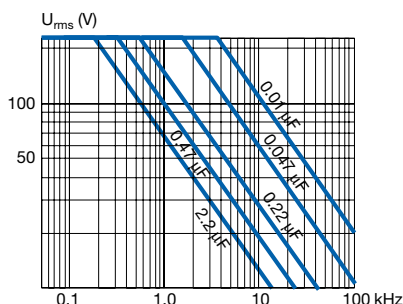
MMK7.5 ... 37.5 100/63



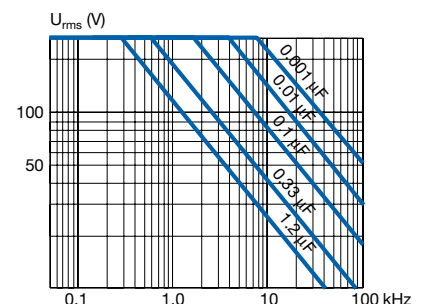
MMK7.5 ... 37.5 250/160



MMK7.5 ... 37.5 400/200



MMK7.5 ... 37.5 630/220



MMK7.5 ... 37.5 1000/250

ARTICLE TABLE

Capaci- Box Max dimen- Max
tance code sions in mm dU/dt
µF B H L V/µs Article code

Capaci- Box Max dimen- Max
tance code sions in mm dU/dt
µF B H L V/µs Article code

50 VDC/30 VAC

50 VDC/30 VAC

LEAD SPACING 5 MM

LEAD SPACING 7.5 MM

0.0010	J01	2.5	6.5	7.2	12	MMK5 102K50J01L4 BULK
0.0012	J01	2.5	6.5	7.2	12	MMK5 122K50J01L4 BULK
0.0015	J01	2.5	6.5	7.2	12	MMK5 152K50J01L4 BULK
0.0018	J01	2.5	6.5	7.2	12	MMK5 182K50J01L4 BULK
0.0022	J01	2.5	6.5	7.2	12	MMK5 222K50J01L4 BULK
0.0027	J01	2.5	6.5	7.2	12	MMK5 272K50J01L4 BULK
0.0033	J01	2.5	6.5	7.2	12	MMK5 332K50J01L4 BULK
0.0039	J01	2.5	6.5	7.2	12	MMK5 392K50J01L4 BULK
0.0047	J01	2.5	6.5	7.2	12	MMK5 472K50J01L4 BULK
0.0056	J01	2.5	6.5	7.2	12	MMK5 562K50J01L4 BULK
0.0068	J01	2.5	6.5	7.2	12	MMK5 682K50J01L4 BULK
0.0082	J01	2.5	6.5	7.2	12	MMK5 822K50J01L4 BULK
0.010	J01	2.5	6.5	7.2	12	MMK5 103K50J01L4 BULK
0.012	J01	2.5	6.5	7.2	12	MMK5 123K50J01L4 BULK
0.015	J01	2.5	6.5	7.2	12	MMK5 153K50J01L4 BULK
0.018	J01	2.5	6.5	7.2	12	MMK5 183K50J01L4 BULK
0.022	J01	2.5	6.5	7.2	12	MMK5 223K50J01L4 BULK
0.027	J01	2.5	6.5	7.2	12	MMK5 273K50J01L4 BULK
0.033	J01	2.5	6.5	7.2	12	MMK5 333K50J01L4 BULK
0.039	J01	2.5	6.5	7.2	12	MMK5 393K50J01L4 BULK
0.047	J01	2.5	6.5	7.2	12	MMK5 473K50J01L4 BULK
0.056	J01	2.5	6.5	7.2	12	MMK5 563K50J01L4 BULK
0.068	J01	2.5	6.5	7.2	12	MMK5 683K50J01L4 BULK
0.082	J01	2.5	6.5	7.2	12	MMK5 823K50J01L4 BULK
0.10	J01	2.5	6.5	7.2	12	MMK5 104K50J01L4 BULK
0.12	J01	2.5	6.5	7.2	12	MMK5 124K50J01L4 BULK
0.15	J01	2.5	6.5	7.2	12	MMK5 154K50J01L4 BULK
0.18	J01	2.5	6.5	7.2	12	MMK5 184K50J01L4 BULK
0.22	J01	2.5	6.5	7.2	12	MMK5 224K50J01L4 BULK
0.27	J01	2.5	6.5	7.2	12	MMK5 274K50J01L4 BULK
0.33	J01	2.5	6.5	7.2	12	MMK5 334K50J01L4 BULK
0.39	J01	2.5	6.5	7.2	12	MMK5 394K50J01L4 BULK
0.47	J01	2.5	6.5	7.2	12	MMK5 474K50J01L4 BULK
0.56	J02	3.5	8.0	7.2	12	MMK5 564K50J02L4 BULK
0.68	J02	3.5	8.0	7.2	12	MMK5 684K50J02L4 BULK
0.82	J02	3.5	8.0	7.2	12	MMK5 824K50J02L4 BULK
1.0	J02	3.5	8.0	7.2	12	MMK5 105K50J02L4 BULK
1.2	J03	4.5	9.0	7.2	12	MMK5 125K50J03L4 BULK
1.5	J03	4.5	9.0	7.2	12	MMK5 155K50J03L4 BULK
1.8	J04	5.0	10.0	7.2	12	MMK5 185K50J04L4 BULK
2.2	J04	5.0	10.0	7.2	12	MMK5 225K50J04L4 BULK
2.7	J05	6.0	11.0	7.2	12	MMK5 275K50J05L4 BULK
3.3	J05	6.0	11.0	7.2	12	MMK5 335K50J05L4 BULK
3.9	J06	7.2	13.0	7.2	12	MMK5 395K50J06L4 BULK
4.7	J06	7.2	13.0	7.2	12	MMK5 475K50J06L4 BULK
5.6	J06	7.2	13.0	7.2	12	MMK5 565K50J06L4 BULK
6.0	J06	7.2	13.0	7.2	12	MMK5 605K50J06L4 BULK

LEAD SPACING 7.5 MM

0.0010	K00	2.5	6.0	10.0	5	MMK7.5 102K50K00L4 BULK
0.0012	K00	2.5	6.0	10.0	5	MMK7.5 122K50K00L4 BULK
0.0015	K00	2.5	6.0	10.0	5	MMK7.5 152K50K00L4 BULK
0.0018	K00	2.5	6.0	10.0	5	MMK7.5 182K50K00L4 BULK
0.0022	K00	2.5	6.0	10.0	5	MMK7.5 222K50K00L4 BULK
0.0027	K00	2.5	6.0	10.0	5	MMK7.5 272K50K00L4 BULK
0.0033	K00	2.5	6.0	10.0	5	MMK7.5 332K50K00L4 BULK
0.0039	K00	2.5	6.0	10.0	5	MMK7.5 392K50K00L4 BULK
0.0047	K00	2.5	6.0	10.0	5	MMK7.5 472K50K00L4 BULK
0.0056	K00	2.5	6.0	10.0	5	MMK7.5 562K50K00L4 BULK

0.0068	K00	2.5	6.0	10.0	5	MMK7.5 682K50K00L4 BULK
0.0082	K00	2.5	6.0	10.0	5	MMK7.5 822K50K00L4 BULK
0.010	K00	2.5	6.0	10.0	5	MMK7.5 103K50K00L4 BULK
0.012	K00	2.5	6.0	10.0	5	MMK7.5 123K50K00L4 BULK
0.015	K00	2.5	6.0	10.0	5	MMK7.5 153K50K00L4 BULK
0.018	K00	2.5	6.0	10.0	5	MMK7.5 183K50K00L4 BULK
0.022	K00	2.5	6.0	10.0	5	MMK7.5 223K50K00L4 BULK
0.027	K00	2.5	6.0	10.0	5	MMK7.5 273K50K00L4 BULK
0.033	K00	2.5	6.0	10.0	5	MMK7.5 333K50K00L4 BULK
0.039	K00	2.5	6.0	10.0	5	MMK7.5 393K50K00L4 BULK
0.047	K00	2.5	6.0	10.0	5	MMK7.5 473K50K00L4 BULK
0.056	K00	2.5	6.0	10.0	5	MMK7.5 563K50K00L4 BULK
0.068	K00	2.5	6.0	10.0	5	MMK7.5 683K50K00L4 BULK
0.082	K00	2.5	6.0	10.0	5	MMK7.5 823K50K00L4 BULK
0.10	K00	2.5	6.0	10.0	5	MMK7.5 104K50K00L4 BULK
0.12	K00	2.5	6.0	10.0	5	MMK7.5 124K50K00L4 BULK
0.15	K00	2.5	6.0	10.0	5	MMK7.5 154K50K00L4 BULK
0.18	K00	2.5	6.0	10.0	5	MMK7.5 184K50K00L4 BULK
0.22	K00	2.5	6.0	10.0	5	MMK7.5 224K50K00L4 BULK
0.27	K00	2.5	6.0	10.0	5	MMK7.5 274K50K00L4 BULK
0.33	K00	2.5	6.0	10.0	5	MMK7.5 334K50K00L4 BULK
0.39	K01	4.0	8.0	10.0	5	MMK7.5 394K50K01L4 BULK
0.47	K01	4.0	8.0	10.0	5	MMK7.5 474K50K01L4 BULK
0.56	K01	4.0	8.0	10.0	5	MMK7.5 564K50K01L4 BULK
0.68	K01	4.0	8.0	10.0	5	MMK7.5 684K50K01L4 BULK
0.82	K01	4.0	8.0	10.0	5	MMK7.5 824K50K01L4 BULK
1.0	K01	4.0	8.0	10.0	5	MMK7.5 105K50K01L4 BULK
1.2	K03	5.0	11.0	10.0	5	MMK7.5 125K50K03L4 BULK
1.5	K03	5.0	11.0	10.0	5	MMK7.5 155K50K03L4 BULK
1.8	K03	5.0	11.0	10.0	5	MMK7.5 185K50K03L4 BULK
2.2	K04	6.0	12.0	10.5	5	MMK7.5 225K50K04L4 BULK
2.7	K04	6.0	12.0	10.5	5	MMK7.5 275K50K04L4 BULK
3.3	K04	6.0	12.0	10.5	5	MMK7.5 335K50K04L4 BULK

LEAD SPACING 10 MM

1.0	A01	4.0	9.0	13.0	4	MMK10 105K50A01L4 BULK
1.2	A01	4.0	9.0	13.0	4	MMK10 125K50A01L4 BULK
1.5	A02	4.5	10.5	13.0	4	MMK10 155K50A02L4 BULK
1.8	A03	5.0	11.0	13.0	4	MMK10 185K50A03L4 BULK
2.2	A03	5.0	11.0	13.0	4	MMK10 225K50A03L4 BULK
2.7	A04	6.0	12.0	13.0	4	MMK10 275K50A04L4 BULK

LEAD SPACING 15 MM

2.0	B04	5.5	10.5	18.0	3	MMK15 205K50B04L4 BULK
2.2	B04	5.5	10.5	18.0	3	MMK15 225K50B04L4 BULK
2.7	B05	5.5	12.5	18.0	3	MMK15 275K50B05L4 BULK
3.3	B05	5.5	12.5	18.0	3	MMK15 335K50B05L4 BULK
3.9	B10	6.5	12.5	18.0	3	MMK15 395K50B10L4 BULK
4.7	B06	7.5	14.5	18.0	3	MMK15 475K50B06L4 BULK
5.6	B06	7.5	14.5	18.0	3	MMK15 565K50B06L4 BULK
6.8	B12	8.0	15.0	18.0	3	MMK15 685K50B12L4 BULK
8.2	B11	8.5	16.0	18.0	3	MMK15 825K50B11L4 BULK
10.0	B14	9.5	17.5	18.0	3	MMK15 106K50B14L4 BULK

ARTICLE TABLE

Capacitance μF	Box code	Max dimensions in mm			Max dU/dt $\text{V}/\mu\text{s}$	Article code							
		B	H	L			Capacitance μF	Box code	Max dimensions in mm			Max dU/dt $\text{V}/\mu\text{s}$	Article code
630 VDC/220 VAC							630 VDC/220 VAC						
LEAD SPACING 7.5 MM							LEAD SPACING 15 MM						
0.0010	K00	2.5	6.0	10.0	60	MMK7.5 102K630K00L4 BULK	0.15	B06	7.5	14.5	18.0	25	MMK15 154K630B06L4 BULK
0.0012	K00	2.5	6.0	10.0	60	MMK7.5 122K630K00L4 BULK	0.18	B12	8.0	15.0	18.0	25	MMK15 184K630B12L4 BULK
0.0015	K00	2.5	6.0	10.0	60	MMK7.5 152K630K00L4 BULK	0.22	B14	9.5	17.5	18.0	25	MMK15 224K630B14L4 BULK
0.0018	K00	2.5	6.0	10.0	60	MMK7.5 182K630K00L4 BULK	LEAD SPACING 22.5 MM						
0.0022	K00	2.5	6.0	10.0	60	MMK7.5 222K630K00L4 BULK	0.082	D13	6.5	14.5	26.0	12	MMK22.5 823K630D13L4 TRAY
0.0027	K00	2.5	6.0	10.0	60	MMK7.5 272K630K00L4 BULK	0.10	D13	6.5	14.5	26.0	12	MMK22.5 104K630D13L4 TRAY
0.0033	K00	2.5	6.0	10.0	60	MMK7.5 332K630K00L4 BULK	0.12	D13	6.5	14.5	26.0	12	MMK22.5 124K630D13L4 TRAY
0.0039	K00	2.5	6.0	10.0	60	MMK7.5 392K630K00L4 BULK	0.15	D13	6.5	14.5	26.0	12	MMK22.5 154K630D13L4 TRAY
0.0047	K01	4.0	8.0	10.0	60	MMK7.5 472K630K01L4 BULK	0.18	D17	7.0	16.5	26.0	12	MMK22.5 184K630D17L4 TRAY
0.0056	K01	4.0	8.0	10.0	60	MMK7.5 562K630K01L4 BULK	0.22	D17	7.0	16.5	26.0	12	MMK22.5 224K630D17L4 TRAY
0.0068	K01	4.0	8.0	10.0	60	MMK7.5 682K630K01L4 BULK	0.27	D14	8.0	16.0	26.0	12	MMK22.5 274K630D14L4 TRAY
0.0082	K01	4.0	8.0	10.0	60	MMK7.5 822K630K01L4 BULK	0.33	D15	9.0	18.5	26.0	12	MMK22.5 334K630D15L4 TRAY
0.010	K01	4.0	8.0	10.0	60	MMK7.5 103K630K01L4 BULK	0.39	D18	10.5	19.0	26.0	12	MMK22.5 394K630D18L4 TRAY
0.012	K01	4.0	8.0	10.0	60	MMK7.5 123K630K01L4 BULK	0.47	D16	11.0	21.5	26.0	12	MMK22.5 474K630D16L4 TRAY
0.015	K03	5.0	11.0	10.0	60	MMK7.5 153K630K03L4 BULK	0.56	D20	13.5	23.0	26.0	12	MMK22.5 564K630D20L4 TRAY
0.018	K03	5.0	11.0	10.0	60	MMK7.5 183K630K03L4 BULK	0.68	D20	13.5	23.0	26.0	12	MMK22.5 684K630D20L4 TRAY
0.022	K03	5.0	11.0	10.0	60	MMK7.5 223K630K03L4 BULK	0.82	D19	15.5	24.5	26.0	12	MMK22.5 824K630D19L4 TRAY
0.027	K03	5.0	11.0	10.0	60	MMK7.5 273K630K03L4 BULK	LEAD SPACING 27.5 MM						
0.033	K04	6.0	12.0	10.5	60	MMK7.5 333K630K04L4 BULK	0.33	F11	10.5	20.5	31.5	10	MMK27.5 334K630F11L4 TRAY
0.039	K04	6.0	12.0	10.5	60	MMK7.5 393K630K04L4 BULK	0.39	F11	10.5	20.5	31.5	10	MMK27.5 394K630F11L4 TRAY
LEAD SPACING 10 MM							0.47	F11	10.5	20.5	31.5	10	MMK27.5 474K630F11L4 TRAY
0.0010	A01	4.0	9.0	13.0	40	MMK10 102K630A01L4 BULK	0.56	F11	10.5	20.5	31.5	10	MMK27.5 564K630F11L4 TRAY
0.0012	A01	4.0	9.0	13.0	40	MMK10 122K630A01L4 BULK	0.56	F17	21.0	12.5	31.5	10	MMK27.5 564K630F17L4 TRAY
0.0015	A01	4.0	9.0	13.0	40	MMK10 152K630A01L4 BULK	0.68	F12	11.5	22.5	31.5	10	MMK27.5 684K630F12L4 TRAY
0.0018	A01	4.0	9.0	13.0	40	MMK10 182K630A01L4 BULK	0.82	F03	13.5	23.0	31.5	10	MMK27.5 824K630F03L4 TRAY
0.0022	A01	4.0	9.0	13.0	40	MMK10 222K630A01L4 BULK	1.0	F13	14.5	24.5	31.5	10	MMK27.5 105K630F13L4 TRAY
0.0027	A01	4.0	9.0	13.0	40	MMK10 272K630A01L4 BULK	1.2	F14	17.5	28.0	31.5	10	MMK27.5 125K630F14L4 TRAY
0.0033	A01	4.0	9.0	13.0	40	MMK10 332K630A01L4 BULK	1.5	F14	17.5	28.0	31.5	10	MMK27.5 155K630F14L4 TRAY
0.0039	A01	4.0	9.0	13.0	40	MMK10 392K630A01L4 BULK	1.5	F19	27.5	16.0	31.5	10	MMK27.5 155K630F19L4 TRAY
0.0047	A01	4.0	9.0	13.0	40	MMK10 472K630A01L4 BULK	1.8	F15	19.0	29.0	31.5	10	MMK27.5 185K630F15L4 TRAY
0.0056	A01	4.0	9.0	13.0	40	MMK10 562K630A01L4 BULK	2.2	F16	21.0	30.0	31.5	10	MMK27.5 225K630F16L4 TRAY
0.0068	A01	4.0	9.0	13.0	40	MMK10 682K630A01L4 BULK	2.2	F18	31.0	19.0	31.5	10	MMK27.5 225K630F18L4 TRAY
0.0078	A01	4.0	9.0	13.0	40	MMK10 782K630A01L4 BULK	LEAD SPACING 37.5 MM						
0.0082	A01	4.0	9.0	13.0	40	MMK10 822K630A01L4 BULK	0.82	R05	13.0	24.0	41.0	8	MMK37.5 824K630R05L4 TRAY
0.010	A01	4.0	9.0	13.0	40	MMK10 103K630A01L4 BULK	1.0	R05	13.0	24.0	41.0	8	MMK37.5 105K630R05L4 TRAY
0.012	A01	4.0	9.0	13.0	40	MMK10 123K630A01L4 BULK	1.2	R05	13.0	24.0	41.0	8	MMK37.5 125K630R05L4 TRAY
0.015	A01	4.0	9.0	13.0	40	MMK10 153K630A01L4 BULK	1.5	R04	15.0	26.0	41.0	8	MMK37.5 155K630R04L4 TRAY
0.018	A01	4.0	9.0	13.0	40	MMK10 183K630A01L4 BULK	1.8	R04	15.0	26.0	41.0	8	MMK37.5 185K630R04L4 TRAY
0.022	A01	4.0	9.0	13.0	40	MMK10 223K630A01L4 BULK	2.2	R02	16.5	32.0	41.0	8	MMK37.5 225K630R02L4 TRAY
0.027	A02	4.5	10.5	13.0	40	MMK10 273K630A02L4 BULK	2.7	R03	19.0	36.0	41.0	8	MMK37.5 275K630R03L4 TRAY
0.033	A02	4.5	10.5	13.0	40	MMK10 333K630A02L4 BULK	3.3	R03	19.0	36.0	41.0	8	MMK37.5 335K630R03L4 TRAY
0.039	A03	5.0	11.0	13.0	40	MMK10 393K630A03L4 BULK	3.9	R06	21.0	38.0	41.0	8	MMK37.5 395K630R06L4 TRAY
0.047	A04	6.0	12.0	13.0	40	MMK10 473K630A04L4 BULK	4.7	R06	21.0	38.0	41.0	8	MMK37.5 475K630R06L4 TRAY
0.056	A04	6.0	12.0	13.0	40	MMK10 563K630A04L4 BULK	5.6	R08	28.0	43.0	41.0	8	MMK37.5 565K630R08L4 TRAY
LEAD SPACING 15 MM							6.8	R08	28.0	43.0	41.0	8	MMK37.5 685K630R08L4 TRAY
0.027	B04	5.5	10.5	18.0	25	MMK15 273K630B04L4 BULK							
0.033	B04	5.5	10.5	18.0	25	MMK15 333K630B04L4 BULK							
0.039	B04	5.5	10.5	18.0	25	MMK15 393K630B04L4 BULK							
0.047	B04	5.5	10.5	18.0	25	MMK15 473K630B04L4 BULK							
0.056	B04	5.5	10.5	18.0	25	MMK15 563K630B04L4 BULK							
0.068	B05	5.5	12.5	18.0	25	MMK15 683K630B05L4 BULK							
0.082	B10	6.5	12.5	18.0	25	MMK15 823K630B10L4 BULK							
0.10	B10	6.5	12.5	18.0	25	MMK15 104K630B10L4 BULK							
0.12	B06	7.5	14.5	18.0	25	MMK15 124K630B06L4 BULK							

ARTICLE TABLE

Capacitance μF	Box code	Max dimensions in mm			Max dU/dt V/ μs	Article code	Capacitance μF	Box code	Max dimensions in mm			Max dU/dt V/ μs	Article code		
		B	H	L					B	H	L				
1000 VDC/250 VAC						1000 VDC/250 VAC									
LEAD SPACING 5 MM						LEAD SPACING 15 MM									
0.0010	J01	2.5	6.5	7.2	100	MMK5 102K1000J01L4	BULK	0.018	B04	5.5	10.5	18.0	30	MMK15 183K1000B04L4	BULK
0.0012	J02	3.5	8.0	7.2	100	MMK5 122K1000J02L4	BULK	0.022	B04	5.5	10.5	18.0	30	MMK15 223K1000B04L4	BULK
0.0015	J02	3.5	8.0	7.2	100	MMK5 152K1000J02L4	BULK	0.027	B05	5.5	12.5	18.0	30	MMK15 273K1000B05L4	BULK
0.0018	J02	3.5	8.0	7.2	100	MMK5 182K1000J02L4	BULK	0.033	B10	6.5	12.5	18.0	30	MMK15 333K1000B10L4	BULK
0.0022	J02	3.5	8.0	7.2	100	MMK5 222K1000J02L4	BULK	0.039	B10	6.5	12.5	18.0	30	MMK15 393K1000B10L4	BULK
0.0027	J02	3.5	8.0	7.2	100	MMK5 272K1000J02L4	BULK	0.047	B06	7.5	14.5	18.0	30	MMK15 473K1000B06L4	BULK
0.0033	J02	3.5	8.0	7.2	100	MMK5 332K1000J02L4	BULK	0.056	B06	7.5	14.5	18.0	30	MMK15 563K1000B06L4	BULK
0.0039	J03	4.5	9.0	7.2	100	MMK5 392K1000J03L4	BULK	0.068	B11	8.5	16.0	18.0	30	MMK15 683K1000B11L4	BULK
0.0047	J03	4.5	9.0	7.2	100	MMK5 472K1000J03L4	BULK	0.082	B14	9.5	17.5	18.0	30	MMK15 823K1000B14L4	BULK
0.0056	J03	4.5	9.0	7.2	100	MMK5 562K1000J03L4	BULK	0.10	B14	9.5	17.5	18.0	30	MMK15 104K1000B14L4	BULK
0.0068	J04	5.0	10.0	7.2	100	MMK5 682K1000J04L4	BULK	LEAD SPACING 22.5 MM							
0.0082	J05	6.0	11.0	7.2	100	MMK5 822K1000J05L4	BULK	0.033	D13	6.5	14.5	26.0	15	MMK22.5 333K1000D13L4	TRAY
0.010	J05	6.0	11.0	7.2	100	MMK5 103K1000J05L4	BULK	0.039	D13	6.5	14.5	26.0	15	MMK22.5 393K1000D13L4	TRAY
0.012	J06	7.2	13.0	7.2	100	MMK5 123K1000J06L4	BULK	0.047	D13	6.5	14.5	26.0	15	MMK22.5 473K1000D13L4	TRAY
0.015	J06	7.2	13.0	7.2	100	MMK5 153K1000J06L4	BULK	0.056	D13	6.5	14.5	26.0	15	MMK22.5 563K1000D13L4	TRAY
LEAD SPACING 7.5 MM						LEAD SPACING 27.5 MM									
0.0010	K00	2.5	6.0	10.0	80	MMK7.5 102K1000K00L4	BULK	0.068	D13	6.5	14.5	26.0	15	MMK22.5 683K1000D13L4	TRAY
0.0012	K00	2.5	6.0	10.0	80	MMK7.5 122K1000K00L4	BULK	0.082	D13	6.5	14.5	26.0	15	MMK22.5 823K1000D13L4	TRAY
0.0015	K00	2.5	6.0	10.0	80	MMK7.5 152K1000K00L4	BULK	0.10	D13	6.5	14.5	26.0	15	MMK22.5 104K1000D13L4	TRAY
0.0015	K01	4.0	8.0	10.0	80	MMK7.5 152K1000K01L4	BULK	0.12	D17	7.0	16.5	26.0	15	MMK22.5 124K1000D17L4	TRAY
0.0018	K01	4.0	8.0	10.0	80	MMK7.5 182K1000K01L4	BULK	0.15	D17	7.0	16.5	26.0	15	MMK22.5 154K1000D17L4	TRAY
0.0022	K01	4.0	8.0	10.0	80	MMK7.5 222K1000K01L4	BULK	0.18	D14	8.0	16.0	26.0	15	MMK22.5 184K1000D14L4	TRAY
0.0027	K01	4.0	8.0	10.0	80	MMK7.5 272K1000K01L4	BULK	0.22	D15	9.0	18.5	26.0	15	MMK22.5 224K1000D15L4	TRAY
0.0033	K01	4.0	8.0	10.0	80	MMK7.5 332K1000K01L4	BULK	0.27	D18	10.5	19.0	26.0	15	MMK22.5 274K1000D18L4	TRAY
0.0039	K01	4.0	8.0	10.0	80	MMK7.5 392K1000K01L4	BULK	0.33	D16	11.0	21.5	26.0	15	MMK22.5 334K1000D16L4	TRAY
0.0047	K01	4.0	8.0	10.0	80	MMK7.5 472K1000K01L4	BULK	0.39	D20	13.5	23.0	26.0	15	MMK22.5 394K1000D20L4	TRAY
0.0056	K01	4.0	8.0	10.0	80	MMK7.5 562K1000K01L4	BULK	0.47	D20	13.5	23.0	26.0	15	MMK22.5 474K1000D20L4	TRAY
0.0068	K03	5.0	11.0	10.0	80	MMK7.5 682K1000K03L4	BULK	0.56	D19	15.5	24.5	26.0	15	MMK22.5 564K1000D19L4	TRAY
0.0082	K03	5.0	11.0	10.0	80	MMK7.5 822K1000K03L4	BULK	LEAD SPACING 37.5 MM							
0.010	K03	5.0	11.0	10.0	80	MMK7.5 103K1000K03L4	BULK	0.68	R05	13.0	24.0	41.0	10	MMK37.5 684K1000R05L4	TRAY
0.012	K03	5.0	11.0	10.0	80	MMK7.5 123K1000K03L4	BULK	0.82	R05	13.0	24.0	41.0	10	MMK37.5 824K1000R05L4	TRAY
0.015	K04	6.0	12.0	10.5	80	MMK7.5 153K1000K04L4	BULK	1.0	R04	15.0	26.0	41.0	10	MMK37.5 105K1000R04L4	TRAY
0.018	K04	6.0	12.0	10.5	80	MMK7.5 183K1000K04L4	BULK	1.2	R04	15.0	26.0	41.0	10	MMK37.5 125K1000R04L4	TRAY
LEAD SPACING 10 MM						LEAD SPACING 37.5 MM									
0.0010	A01	4.0	9.0	13.0	60	MMK10 102K1000A01L4	BULK	1.5	R02	16.5	32.0	41.0	10	MMK37.5 155K1000R02L4	TRAY
0.0012	A01	4.0	9.0	13.0	60	MMK10 122K1000A01L4	BULK	1.8	R02	16.5	32.0	41.0	10	MMK37.5 185K1000R02L4	TRAY
0.0015	A01	4.0	9.0	13.0	60	MMK10 152K1000A01L4	BULK	2.2	R03	19.0	36.0	41.0	10	MMK37.5 225K1000R03L4	TRAY
0.0018	A01	4.0	9.0	13.0	60	MMK10 182K1000A01L4	BULK	2.7	R06	21.0	38.0	41.0	10	MMK37.5 275K1000R06L4	TRAY
0.0022	A01	4.0	9.0	13.0	60	MMK10 222K1000A01L4	BULK	3.3	R08	28.0	43.0	41.0	10	MMK37.5 335K1000R08L4	TRAY
0.0027	A01	4.0	9.0	13.0	60	MMK10 272K1000A01L4	BULK	3.9	R08	28.0	43.0	41.0	10	MMK37.5 395K1000R08L4	TRAY
0.0033	A01	4.0	9.0	13.0	60	MMK10 332K1000A01L4	BULK	4.7	R08	28.0	43.0	41.0	10	MMK37.5 475K1000R08L4	TRAY
0.0039	A01	4.0	9.0	13.0	60	MMK10 392K1000A01L4	BULK								
0.0047	A01	4.0	9.0	13.0	60	MMK10 472K1000A01L4	BULK								
0.0056	A01	4.0	9.0	13.0	60	MMK10 562K1000A01L4	BULK								
0.0068	A01	4.0	9.0	13.0	60	MMK10 682K1000A01L4	BULK								
0.0082	A01	4.0	9.0	13.0	60	MMK10 822K1000A01L4	BULK								
0.010	A02	4.5	10.5	13.0	60	MMK10 103K1000A02L4	BULK								
0.012	A02	4.5	10.5	13.0	60	MMK10 123K1000A02L4	BULK								
0.015	A03	5.0	11.0	13.0	60	MMK10 153K1000A03L4	BULK								
0.018	A04	6.0	12.0	13.0	60	MMK10 183K1000A04L4	BULK								
0.022	A04	6.0	12.0	13.0	60	MMK10 223K1000A04L4	BULK								
LEAD SPACING 15 MM															
0.0082	B04	5.5	10.5	18.0	30	MMK15 822K1000B04L4	BULK								
0.010	B04	5.5	10.5	18.0	30	MMK15 103K1000B04L4	BULK								
0.012	B04	5.5	10.5	18.0	30	MMK15 123K1000B04L4	BULK								
0.015	B04	5.5	10.5	18.0	30	MMK15 153K1000B04L4	BULK								

KEMET Corporation World Headquarters

2835 KEMET Way
Simpsonville, SC 29681

Mailing Address:
P.O. Box 5928
Greenville, SC 29606

www.kemet.com
Tel: 864-963-6300
Fax: 864-963-6521

Corporate Offices

Fort Lauderdale, FL
Tel: 954-766-2800

North America

Southeast

Lake Mary, FL
Tel: 407-855-8886

Northeast

Wilmington, MA
Tel: 978-658-1663

West Chester, PA
Tel: 610-692-4642

Central

Schaumburg, IL
Tel: 847-882-3590

Carmel, IN
Tel: 317-706-6742

West

Milpitas, CA
Tel: 408-433-9950

Mexico

Zapopan, Jalisco
Tel: 52-33-3123-2141

Europe

Southern Europe

Geneva, Switzerland
Tel: 41-22-715-0100

Paris, France
Tel: 33-1-4646-1009

Sasso Marconi, Italy
Tel: 39-051-939111

Milan, Italy
Tel: 39-02-57518176

Rome, Italy
Tel: 39-06-23231718

Madrid, Spain
Tel: 34-91-804-4303

Central Europe

Landsberg, Germany
Tel: 49-8191-3350800

Dortmund, Germany
Tel: 49-2307-3619672

Kwidzyn, Poland
Tel: 48-55-279-7025

Northern Europe

Bishop's Stortford, United Kingdom
Tel: 44-1279-757201

Weymouth, United Kingdom
Tel: 44-1305-830747

Coatbridge, Scotland
Tel: 44-1236-434455

Färjestaden, Sweden
Tel: 46-485-563934

Espoo, Finland
Tel: 358-9-5406-5000

Asia

Northeast Asia

Hong Kong
Tel: 852-2305-1168

Shenzhen, China
Tel: 86-755-2518-1306

Beijing, China
Tel: 86-10-5829-1711

Shanghai, China
Tel: 86-21-6447-0707

Taipei, Taiwan
Tel: 886-2-27528585

Southeast Asia

Singapore
Tel: 65-6586-1900

Penang, Malaysia
Tel: 60-4-6430200

Bangalore, India
Tel: 91-806-53-76817

Note: KEMET reserves the right to modify minor details of internal and external construction at any time in the interest of product improvement. KEMET does not assume any responsibility for infringement that might result from the use of KEMET Capacitors in potential circuit designs. KEMET is a registered trademark of KEMET Electronics Corporation.

Other KEMET Resources

Tools	
Resource	Location
Configure A Part: CapEdge	http://capacitoredge.kemet.com
SPICE & FIT Software	http://www.kemet.com/spice
Search Our FAQs: KnowledgeEdge	http://www.kemet.com/keask

Product Information	
Resource	Location
Products	http://www.kemet.com/products
Technical Resources (Including Soldering Techniques)	http://www.kemet.com/technicalpapers
RoHS Statement	http://www.kemet.com/rohs
Quality Documents	http://www.kemet.com/qualitydocuments

Product Request	
Resource	Location
Sample Request	http://www.kemet.com/sample
Engineering Kit Request	http://www.kemet.com/kits

Contact	
Resource	Location
Website	www.kemet.com
Contact Us	http://www.kemet.com/contact
Investor Relations	http://www.kemet.com/ir
Call Us	1-877-MyKEMET
Twitter	http://twitter.com/kemetcapacitors

Disclaimer

All product specifications, statements, information and data (collectively, the "Information") are subject to change without notice.

All Information given herein is believed to be accurate and reliable, but is presented without guarantee, warranty, or responsibility of any kind, expressed or implied.

Statements of suitability for certain applications are based on our knowledge of typical operating conditions for such applications, but are not intended to constitute – and we specifically disclaim – any warranty concerning suitability for a specific customer application or use. This Information is intended for use only by customers who have the requisite experience and capability to determine the correct products for their application. Any technical advice inferred from this Information or otherwise provided by us with reference to the use of our products is given gratis, and we assume no obligation or liability for the advice given or results obtained.

Although we design and manufacture our products to the most stringent quality and safety standards, given the current state of the art, isolated component failures may still occur. Accordingly, customer applications which require a high degree of reliability or safety should employ suitable designs or other safeguards (such as installation of protective circuitry or redundancies) in order to ensure that the failure of an electrical component does not result in a risk of personal injury or property damage.

Although all product-related warnings, cautions and notes must be observed, the customer should not assume that all safety measures are indicated or that other measures may not be required.